

Executive Summary of Vulnerable Populations Program

Presentation to the Hillsborough Township Committee

August 10, 2021

Hillsborough COVID-19 Response Team

Siobhan Spano, MS, HO, Health Officer

Elena Cromeyer, MPH, DrPH Candidate

Lisa Harrison-Gulla MPH, MAE, HO, REHS, DrPH Candidate

Tiffany Neal, MPH, MCHES

Robin Vlamis, MPH, CHES

Rev. Tim Wolf, MA, Pioneer Family Success Center

vpgrant@hillsborough-nj.org



Public Health
Prevent. Promote. Protect.

Background



- Grant Funding

- December, 2020
 - Strengthening Local Public Health Capacity (NJDOH pass through from CDC)
 - Funding through June 30, 2021
- July, 2021 – June, 2023
 - Strengthening Local Public Health
 - Vaccination Supplemental Funding Grant



Assessment

- Conducted from January to April, 2021
- Goal to collect information both as it relates to COVID-19 issues AND Hillsborough for future planning
- Quantitative Data collected and organized from various sources by Family Success Center in cooperation with the Health Department MPH Intern.
- Qualitative Data gathered through focus groups of community stakeholders
 - Hillsborough-Millstone Municipal Alliance
 - BoroSAFE
 - Hillsborough School Principals and School Nurses
 - Faith Based Leaders
 - Hillsborough Youth Services Commission
 - Hillsborough Social Services and Business Advocate



Impacts

- Physical and Mental Health
- Education
- Employment
- Human/Social Services
- Community Resources
- Ethnic/Racial Disparities
- Barriers to COVID-19 Vaccine



Impacts

Physical and Mental Health

- Mental and emotional toll (children and adults)
- Increased isolation, loneliness (particularly elderly)
- Increase in domestic violence
- Delay of routine medical care

Education

- Difficulty accessing remote learning for families without consistent Wi-Fi
- Inability to meet needs of many students with IEPs
- High truancy / lack of engagement
- Increase in # of students failing

Employment

- Shortage of workers in high-risk settings
- Impact to daycares and school employees
- Unemployment spiked but then returned to previous levels
- Disproportionate impact on women with young children
- Harder for Latinos without documentation to secure employment

Impacts (cont'd)

Human/Social Services

- Profound disruption in services, particularly for vulnerable populations
- Reduced hours, lack of walk-ins
- Lack of available counseling/therapists, particularly for young people

Community Resources

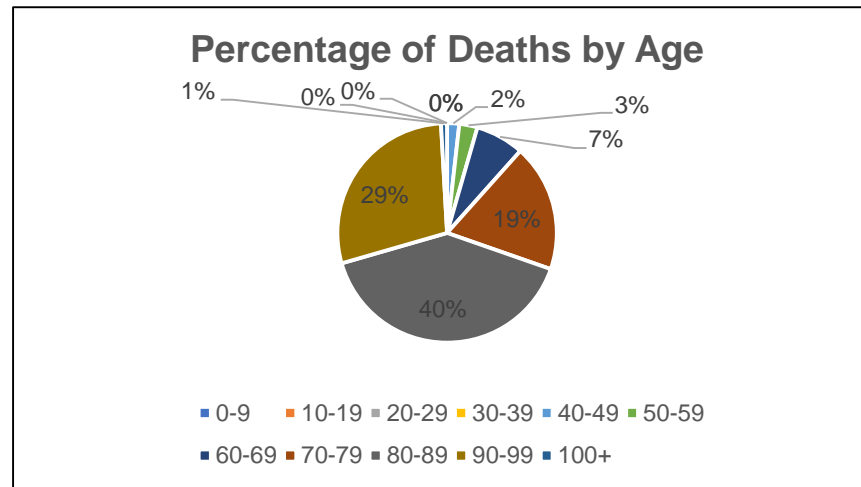
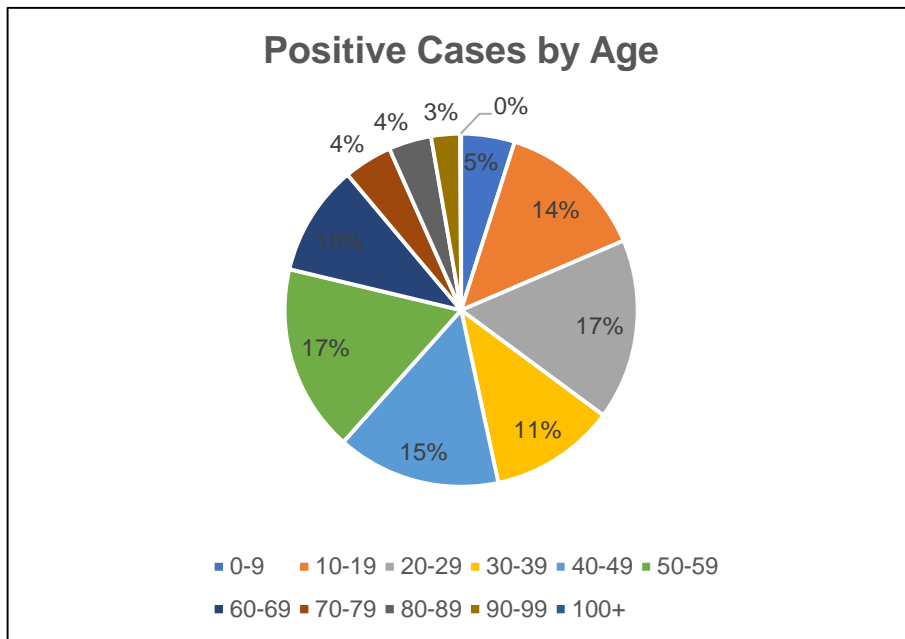
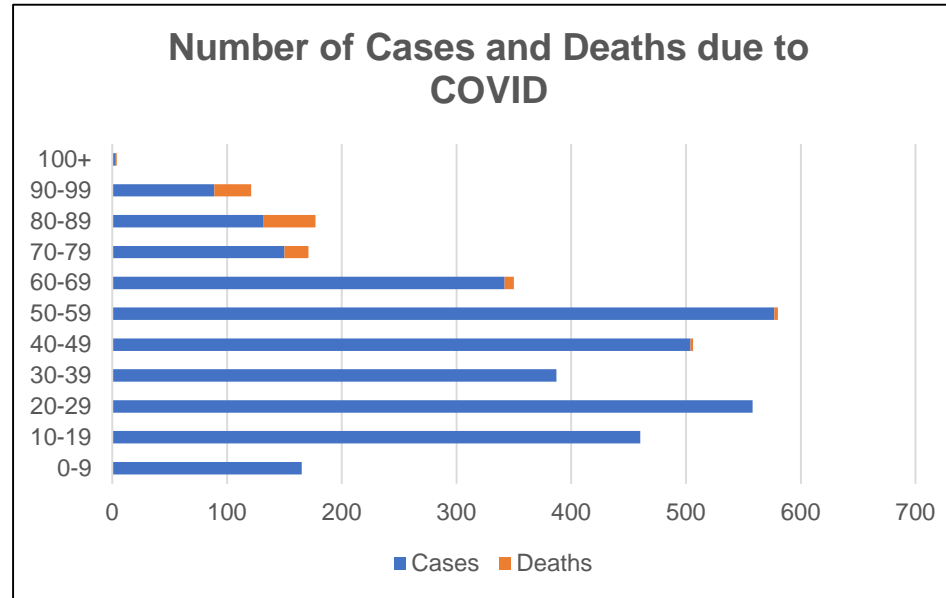
- Reduction in availability of resources (food, healthcare, emergency supplies)
- Change to virtual format difficult for some
- Difficulty meeting emotional, spiritual needs virtually

Ethnic/Racial Disparities

- Disproportionate impact to Latinos, particularly those with low income
- Latino children struggling more with school, remote learning
- Lack of representation at leadership level of Black and Latino families

Impact of COVID on residents of Hillsborough

- Total cases: 3,367; Deaths: 112
- Residents over 70 were at much higher risk for death and severe illness



Data from CDRSS as of August 1, 2021

Vaccinations in Hillsborough

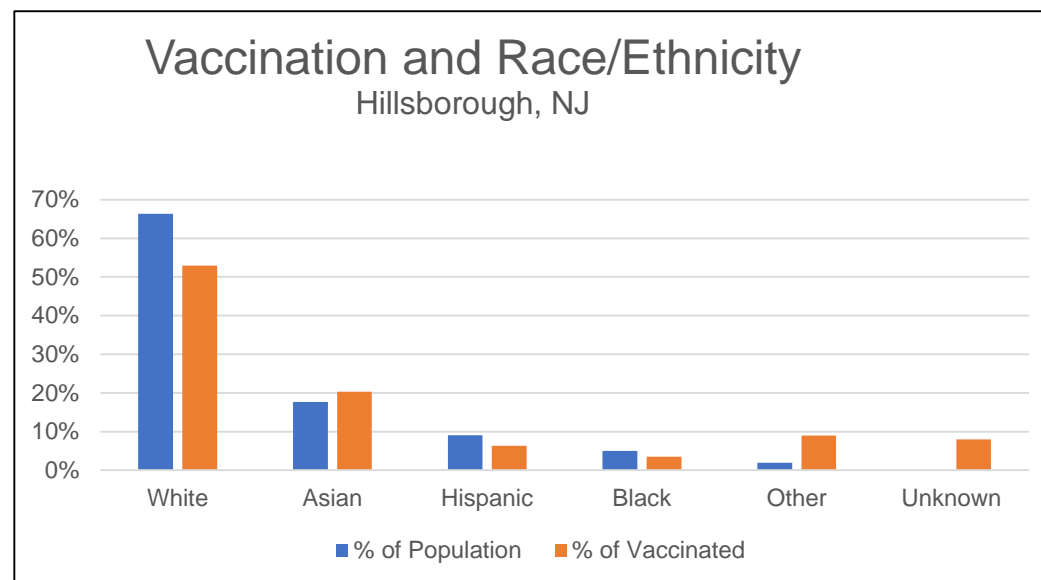
- We are making great strides in getting residents vaccinated

<u>Vaccine Courses Complete</u>	
Hillsborough Township	
Somerset County	
All Ages:	66%
18 and over:	80%
30 and over:	84%
65 and over:	112%

Footnote: Select municipalities may observe more than 100% vaccine coverage due to multiple reasons: transient persons (i.e., people who have moved), those who are traveling and not residing in their home where the census counted them, students who may select their student residence for vaccination data, persons in long-term care (or other facility-based housing outside of the home) which might be counted in a different location for the census, and other

Barriers to Vaccinations

- Rates of vaccination in White and Hispanic residents lag slightly (although data reporting on race is often incomplete)
- Seniors without access to technology
- Homebound residents
- Misconceptions about access (health insurance, cost, documentation, immigration status)
- Concerns about side effects
- Difficulty taking time off work
- Distrust of vaccines, government
- Historic and structural racism, ableism and other forms of oppression

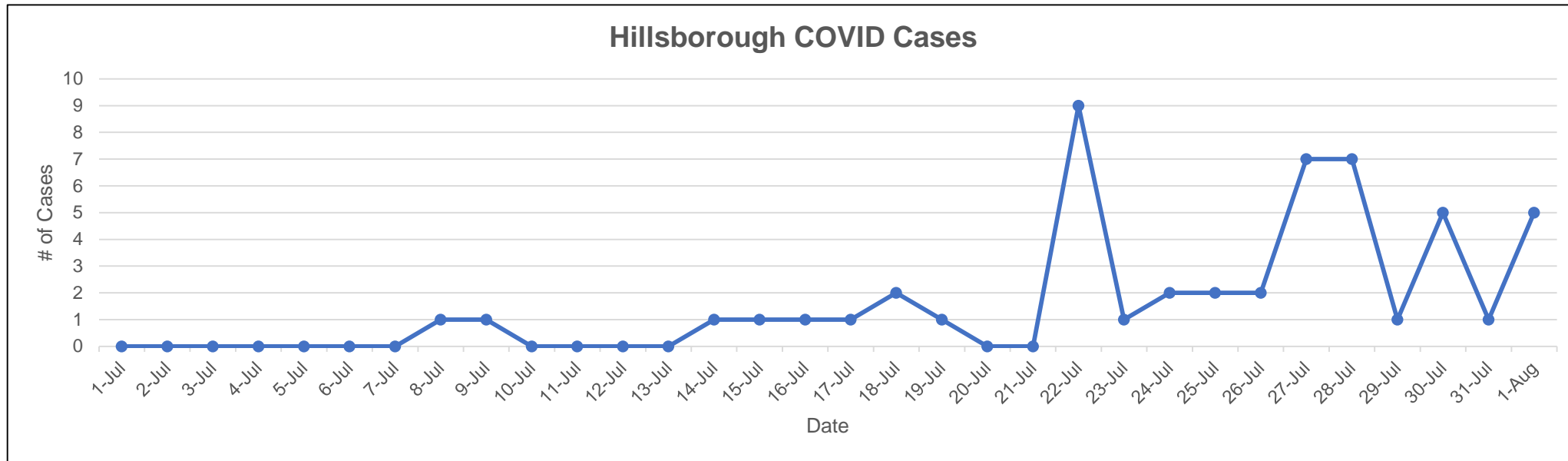


Data source: 20210727_Municipality coverage report_vS document

Data as of July 27, 2021

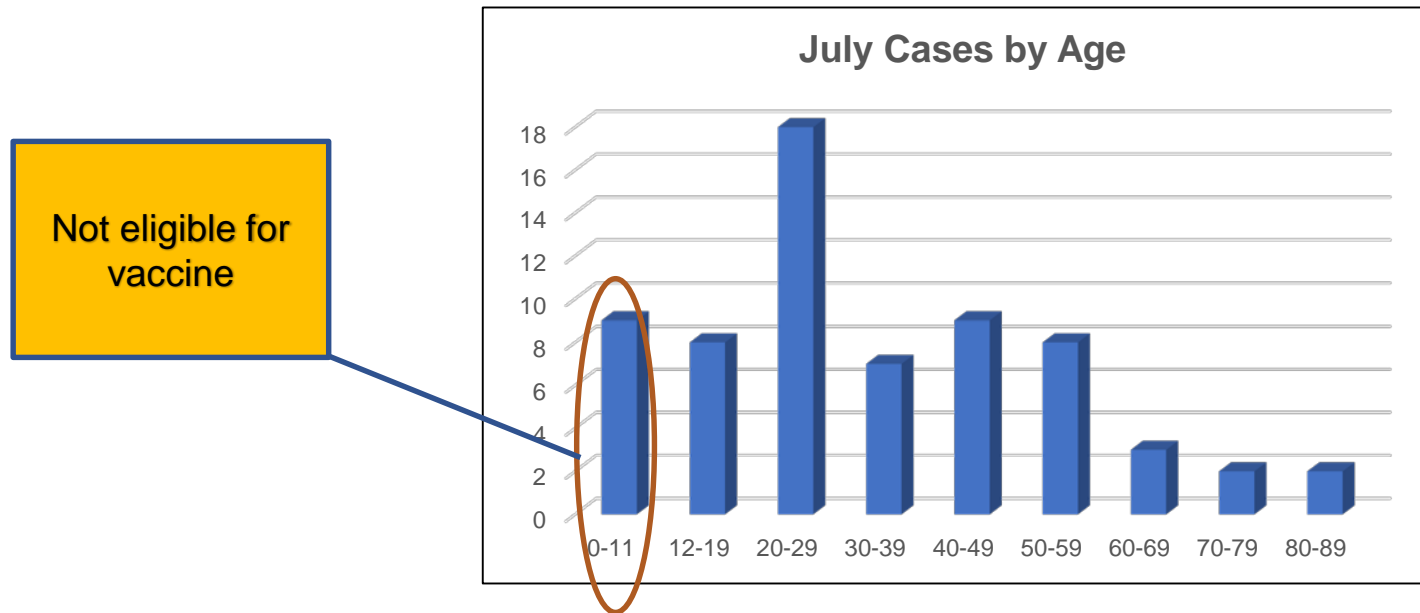
Total COVID-19 Cases - July 2021

There were a total of 66 cases of COVID-19 during the period of July 1st to August 1st, 2021. Most were mild and did not require hospitalization, however there is a clear uptick in cases likely driven by the Delta variant.



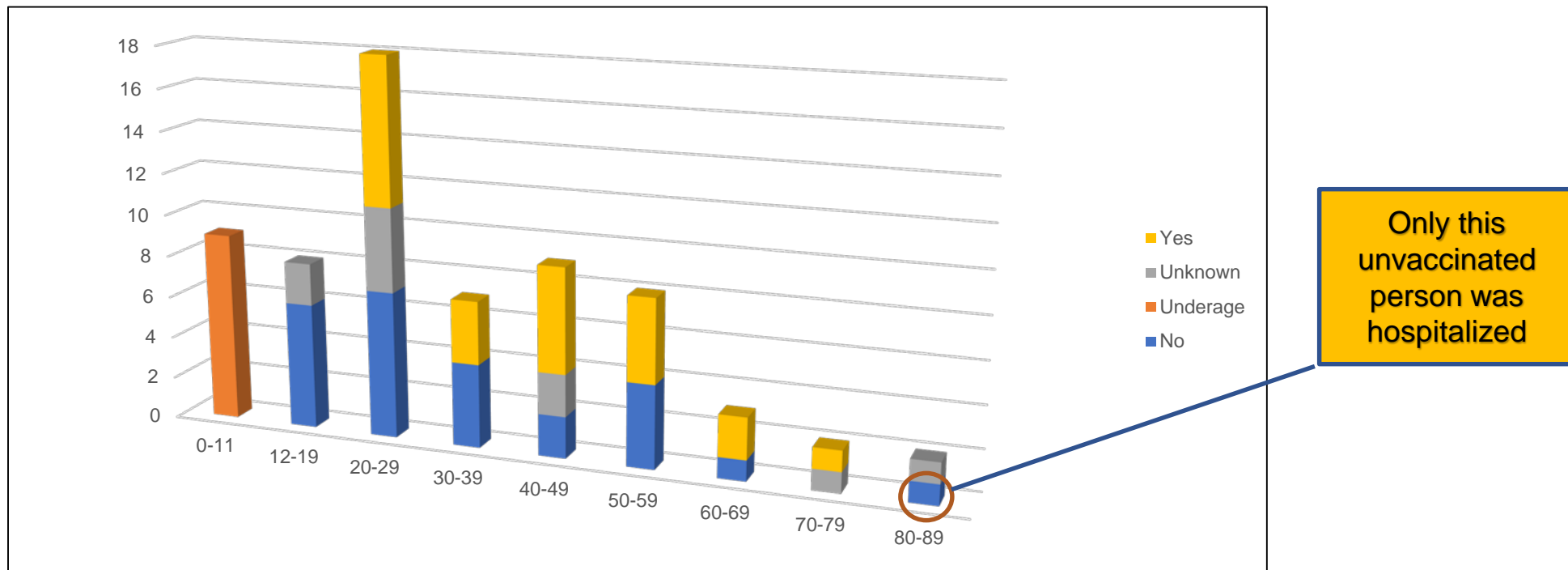
COVID-19 Cases by Age – July 2021

People in their 20s make up the largest percentage of cases.



Ages of Cases by Vaccination Status – July 2021

Vaccination status was fairly consistent across age groupings. However, there were no positive cases amongst vaccinated kids ages 12-19.



Action Plan

- Vaccination Clinics (ages 12 +)
 - Municipal Building
 - Private Businesses
 - Apartment Complexes
 - Pop-Ups
- Educational/Information throughout the community
 - Vaccine availability and hesitancy
 - Mental health issues/resources
- Connecting Residents to Social Supports
- Community Resource Directory Distribution
- Continued Data Collection and Assessments
- COVID Collaborative
 - Partnerships with other agencies, organizations, businesses, and groups
 - Review current actions
 - Assist in guiding additional programs to address needs of community
- Emergency Preparedness
 - AAR
 - Designing guides/documents to be used in future emergencies





Thank You!



Public Health
Prevent. Promote. Protect.

Additional Questions Contact:
HILLSBOROUGH COVID-19 RESPONSE TEAM
908-369-5652
vpgrant@hillsborough-nj.org